

Placer County Community Themes & Strengths Assessment



Prepared by: Placer County Health and Human Services,
Public Health Division Accreditation Team



Table of Contents

Background.....	1
Introduction: What is a Community Themes & Strengths Assessment?	1
Methodology	1
Data Limitations.....	2
Findings.....	2
Demographics	2
Education, Income, and Household Information	4
Time Spent.....	7
Personal Health.....	9
Public Health Concerns.....	10
Overall Community Health.....	12
Conclusion	14
Appendix A: Placer County CTSA Flyers	15
Appendix B: Placer County CTSA Postcards.....	17
Appendix C: Placer County CTSA Press Release.....	18
Appendix D: Placer County English Survey	19
Appendix E: Placer County Spanish Survey	31

Background

From August 2022 to November 2022, the Placer County Public Health Division, through the Public Health Accreditation Team, surveyed people who live, work, learn, or play in Placer County to obtain more information about health and quality of life issues in the community. Public Health Accreditation is a community-driven strategic planning process for improving community health that uses the Mobilizing for Action through Planning and Partnerships (MAPP) framework. MAPP is not an agency-focused assessment process; rather it is a six-phase interactive process that can improve the efficiency, effectiveness, and performance of local public health systems. In accordance with this framework, the Placer County Public Health Division will incorporate the findings from the Community Themes and Strengths Assessment (CTSA) to help identify strategic issues and formulate goals and strategies to address them.

Introduction: What is a Community Themes & Strengths Assessment?

The purpose of the CTSA is to gather and collect insight from the community about important community health and quality of life issues. The CTSA also explores community assets, community concerns, and opinions of perceptions around various health factors and outcomes in Placer County. The results will help guide the “Identify Strategic Issues” phase of the MAPP process.

Methodology

Multiple surveys were distributed to complete the CTSA for Placer County. Using surveys from other local counties as examples, the CTSA survey was drafted by the Public Health Accreditation Team (internal public health staff). Once the survey was finalized, Placer County Public Health Division staff were asked to distribute the electronic version of the survey to all partner organizations and individuals in Placer County. They were also encouraged to share the survey link via their professional and/or personal social media sites. The survey was distributed in a variety of manners, including but not limited to the Placer County E-News, Placer Collaborative Network email list serve, Placer County website, Placer County social media sites (Facebook and Twitter), community social media groups, flyers (Appendix A), postcards mailers (Appendix B), and a local press release (Appendix C).

The Spanish translation of the same survey was administered via paper survey and online with assistance from the Latino Leadership Council. Paper copies in both Spanish and English were available at all Placer County libraries.

From August 2022 to November 2022, a total of 1,007 respondents completed either the English-version or Spanish-version CTSA survey. Respondents for the surveys had to either live, work, learn, or play in Placer County to be eligible to participate. Statistical analyses of the survey are included in the “Findings” section of this report.

Data Limitations

One limitation of the CTSA is that the primary methods of participation in the CTSA survey was only through electronic modes. While this does allow for a broad participation, it may not include those who do not have access to the internet or social media, transportation to the libraries, or those who are not on the email distribution lists that were selected. Additionally, the paper Spanish CTSA surveys and the key informant surveys were collected using convenience sampling, where data was gathered from an accessible and available group of people.

Findings

The Placer County Public Health Division acknowledges that these findings do not reflect the performance or capacity of any single agency or organization.

Note: Throughout this assessment, ‘n’ refers to the number of individuals who responded to a particular CTSA question. All percentages were rounded to the tenth decimal place.

Demographics

Race and ethnicity (n=994). Approximately 79.2% of respondents self-identified as White/Caucasian, 6.4% self-identified as Hispanic/Latino, and 3.2% self-identified as Asian. Additional respondents self-identified as Black/African American, Native American, Pacific Islander, and Other.

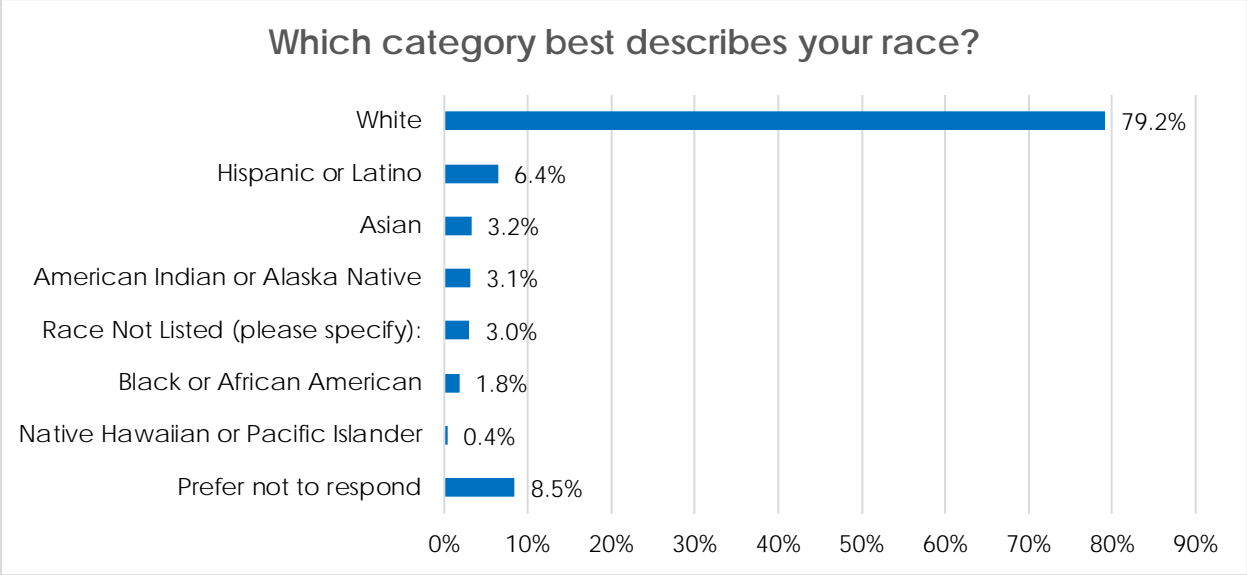


Figure 1: Which category best describes your race? *Please note that the question asked for respondents to select all that apply. A total of 13 people skipped this question.

Age (n=995). Approximately 28.7% of respondents were between 65 years old to 80 years old. A total of 23.4% of respondents were between 55 years old to 64 years old, followed by 19.5% of survey respondents who were between 45 years old to 54 years old.

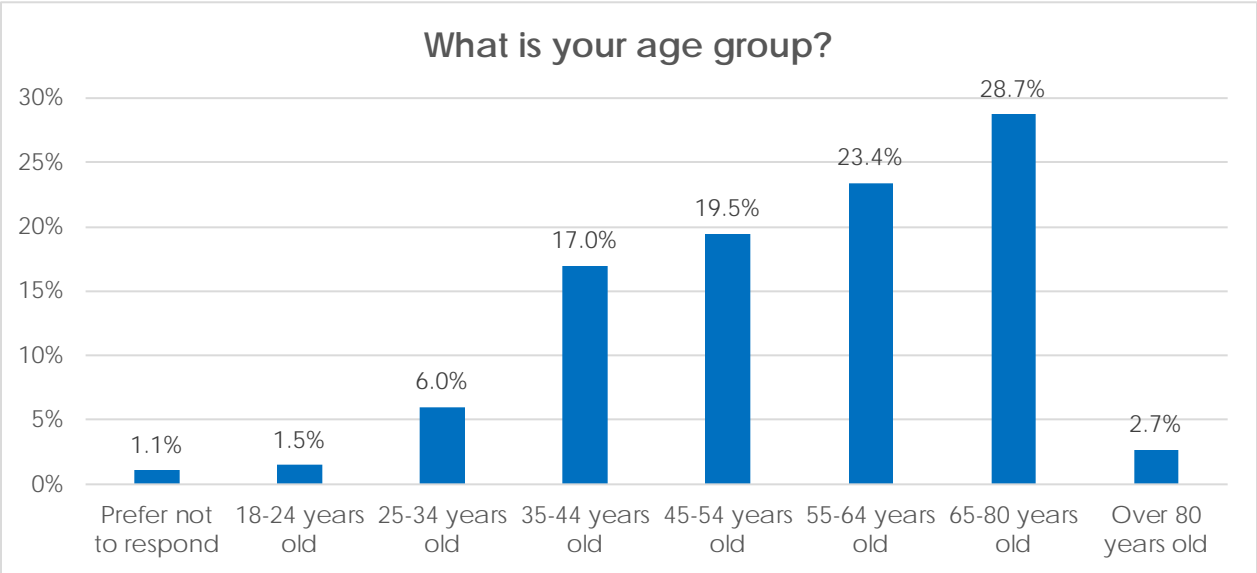


Figure 2: Figure 1: What is your age group? *Please note that a total of 12 people skipped this question.

Gender (n=993). About 73.4% of those surveyed self-identified as female. A total of 19.8% of respondents self-identified as male, and 0.5% self-identified as gender nonbinary. Additional respondents self-identified as transgender or unsure.

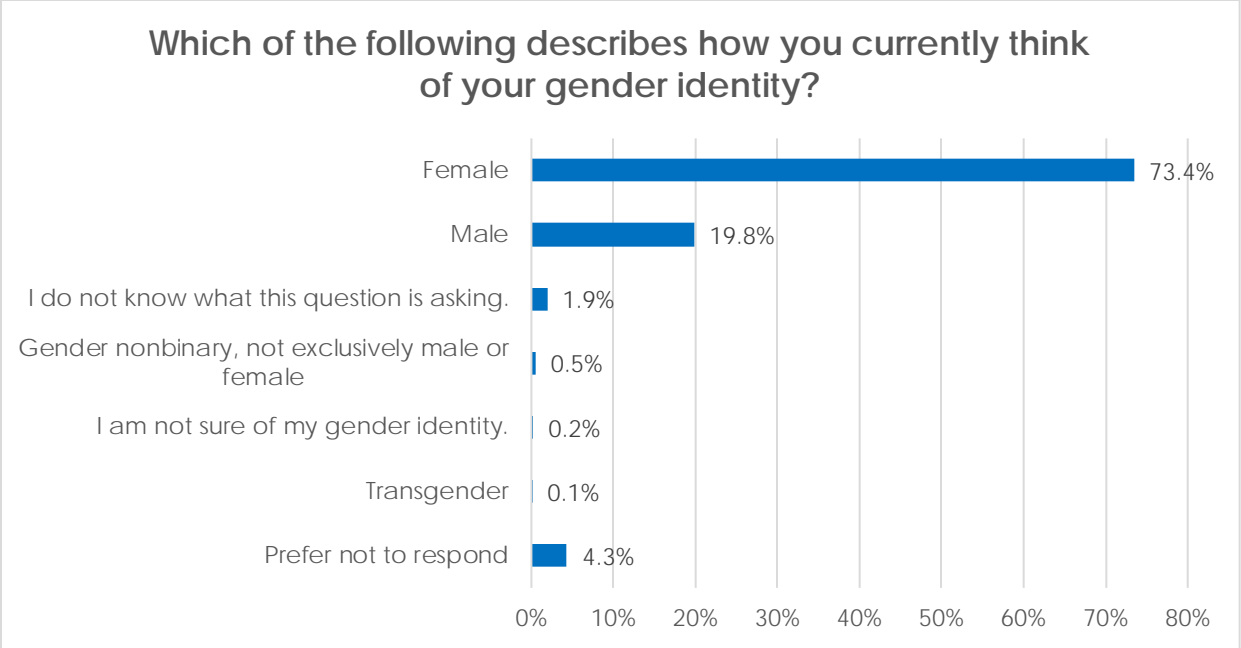


Figure 3: Which category best describes your race? *Please note that the question asked for respondents to select all that apply. A total of 14 people skipped this question.

Language spoken at home (n=994). The CTSA survey indicated that 97.3% of respondents spoke English at home, 3.9% of respondents spoke Spanish at home, and less than 0.8% of respondents spoke Tagalog at home. Nearly 1.2% of survey respondents spoke other languages at home, which include but aren't limited to: American Sign Language, Punjabi, Greek, Portuguese, Farsi, Korean, French, and Japanese.

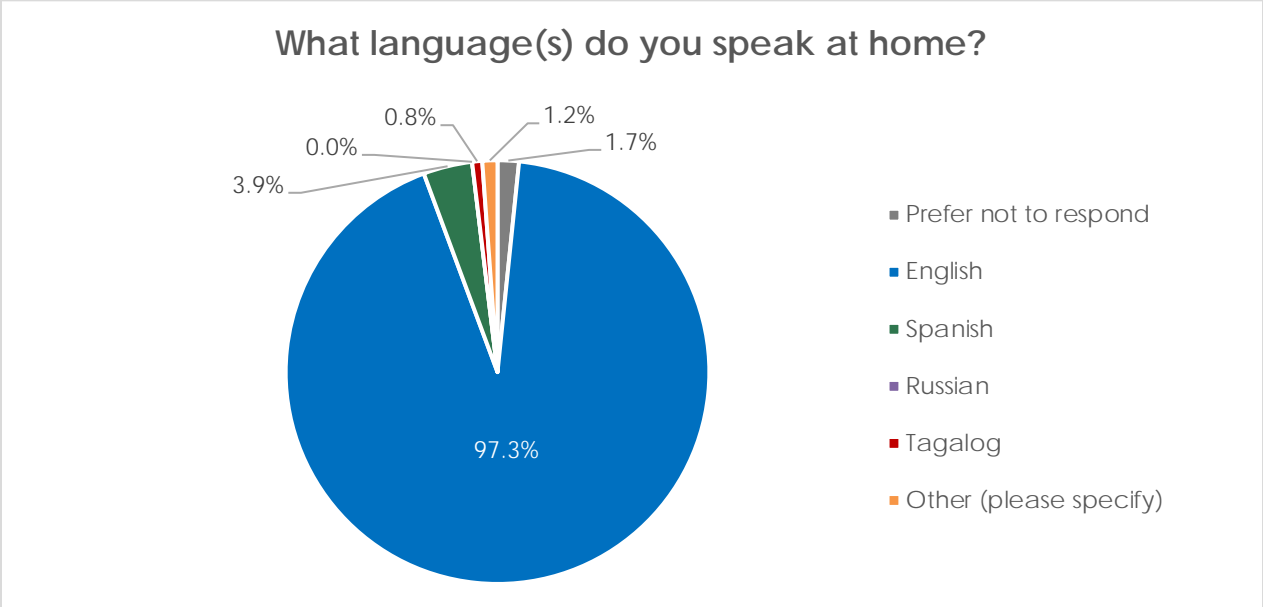


Figure 4: What language(s) do you speak at home? *Please note that the question asked for respondents to select all that apply. A total of 13 people skipped this question.

Education, Income, Employment, and Household Information

Highest educational level (n=992). Of the CTSA respondents who reported their highest educational level, 33.0% obtained a college degree, and 29.7% finished a graduate or professional degree. Approximately 15.0% of respondents completed some college, and 4.3% had acquired their high school diploma.

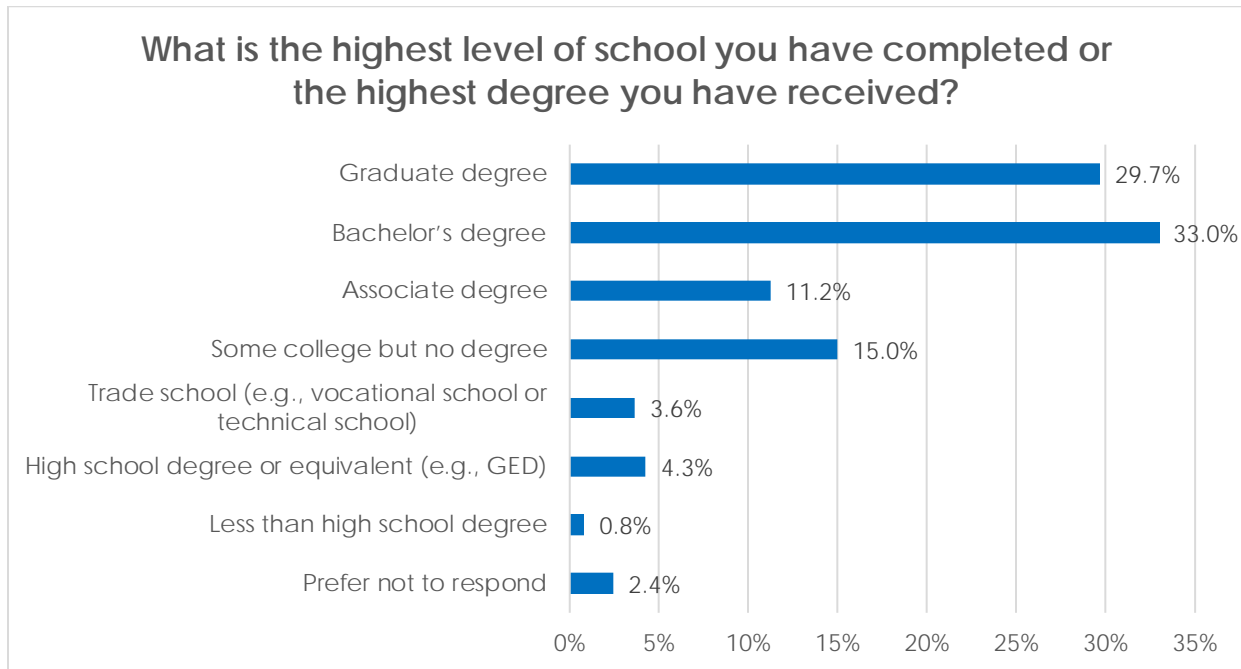


Figure 5: What is the highest level of school you have completed or the highest degree you have received? *A total of 15 people skipped this question.

Household income (n=991). Exactly 42.4% of survey respondents had an annual household income of \$100,000 or more. Subsequently, about 22.1% of respondents had an annual household income ranging from \$60,000-\$99,999. Approximately 3.8% of respondents had an annual household income of less than \$20,000.

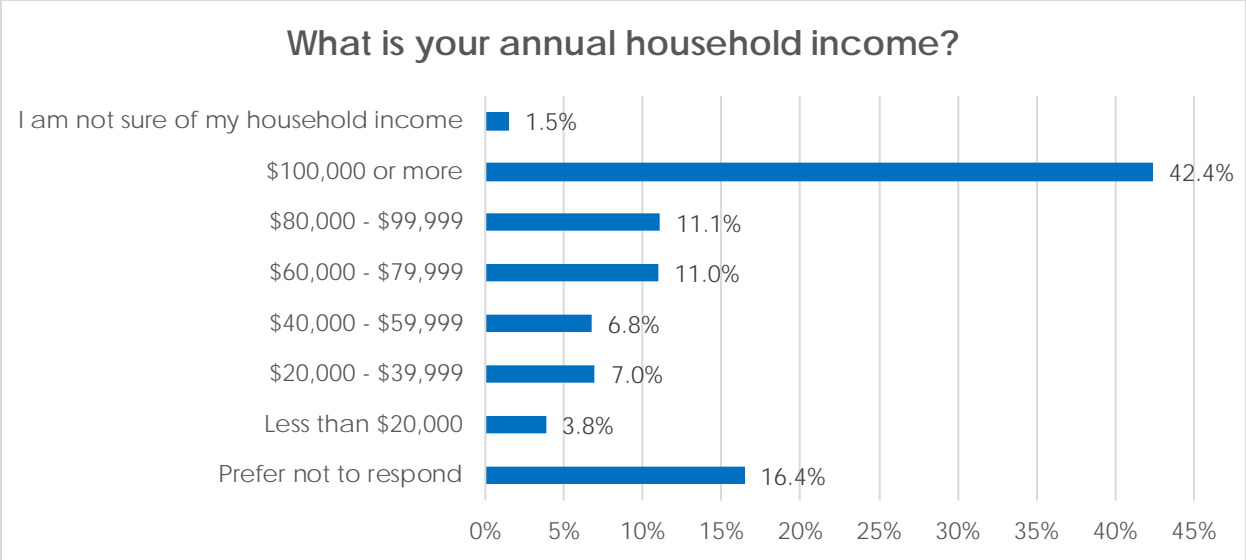


Figure 6: What is your annual household income? *A total of 16 people skipped this question.

Household size (n=992). Approximately 59.5% of CTSA respondents had a household size of 1-2 people. Additionally, about 29.6% of respondents have a household size of 3-4 people, and 7.1% had 5-6 people residing in their household.

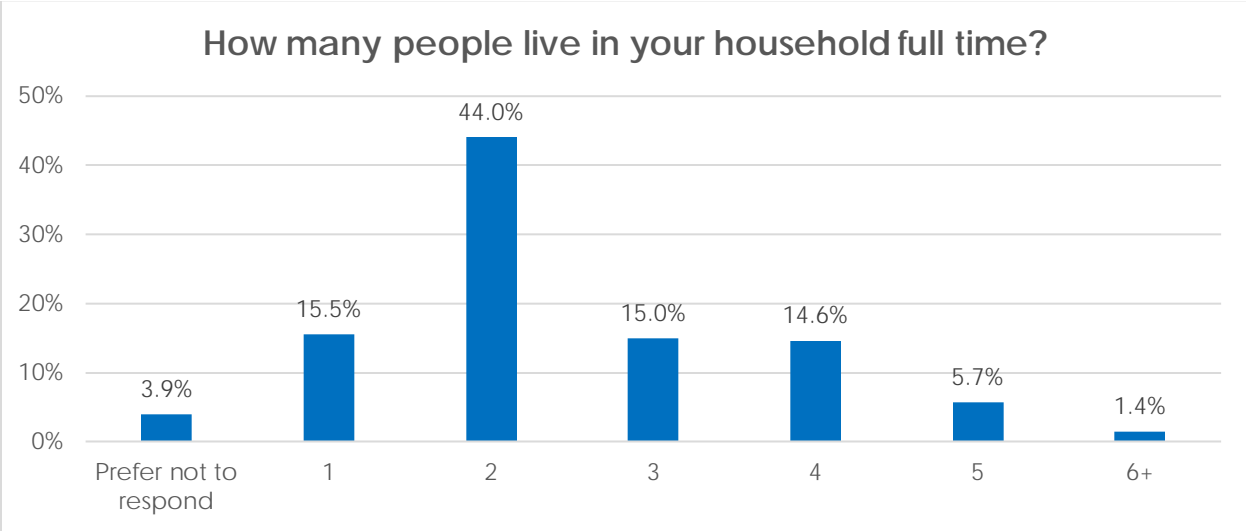


Figure 7: How many people live in your household full time? *A total of 15 people skipped this question.

Household location (n=975). Respondents were allowed to participate in the CTSA if they lived, worked, learned, or played in Placer County. Of those who provided an accurate household zip code, 92.9% resided in Placer County, 2.5% resided in Nevada County, and 2.4% resided in Sacramento County. Additional respondents resided in Amador, Sutter, Yuba, and El Dorado Counties.

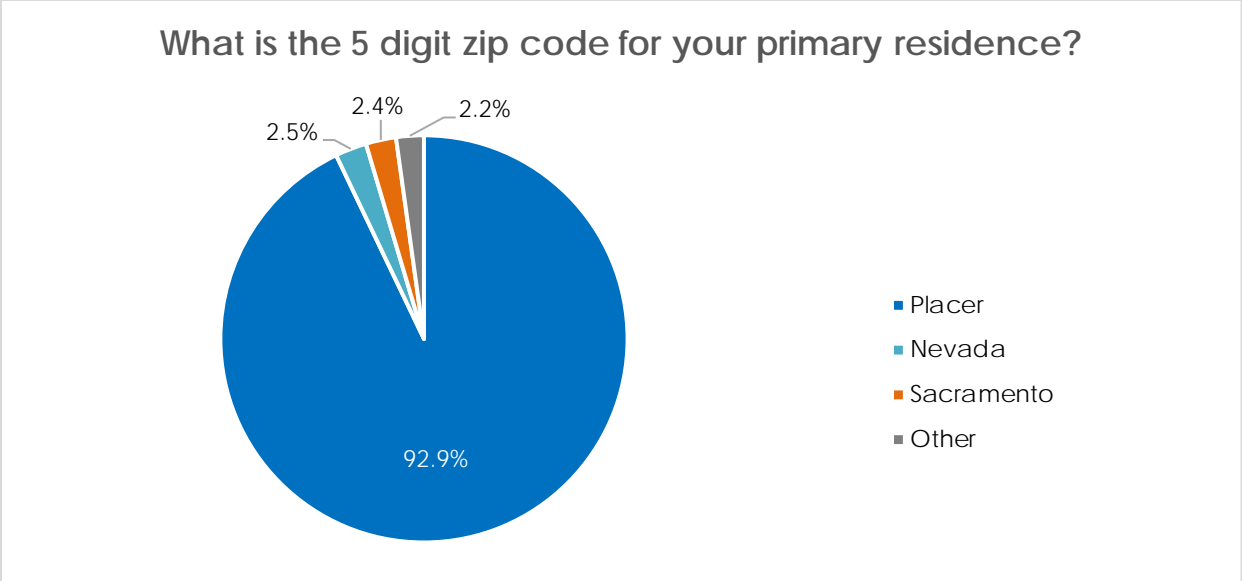


Figure 8: What is the 5 digit zip code for your primary residence? *A total of 28 people skipped this question.

Employment Status (n=989). The majority (42.6%) of CTSA respondents were employed and working 32 or more hours per week. Subsequently, 33.4% of respondents were retired, and 11.3% were employed working 1-31 hours per week. About 6% of respondents were not employed, while 2.4% were disabled and not able to work.

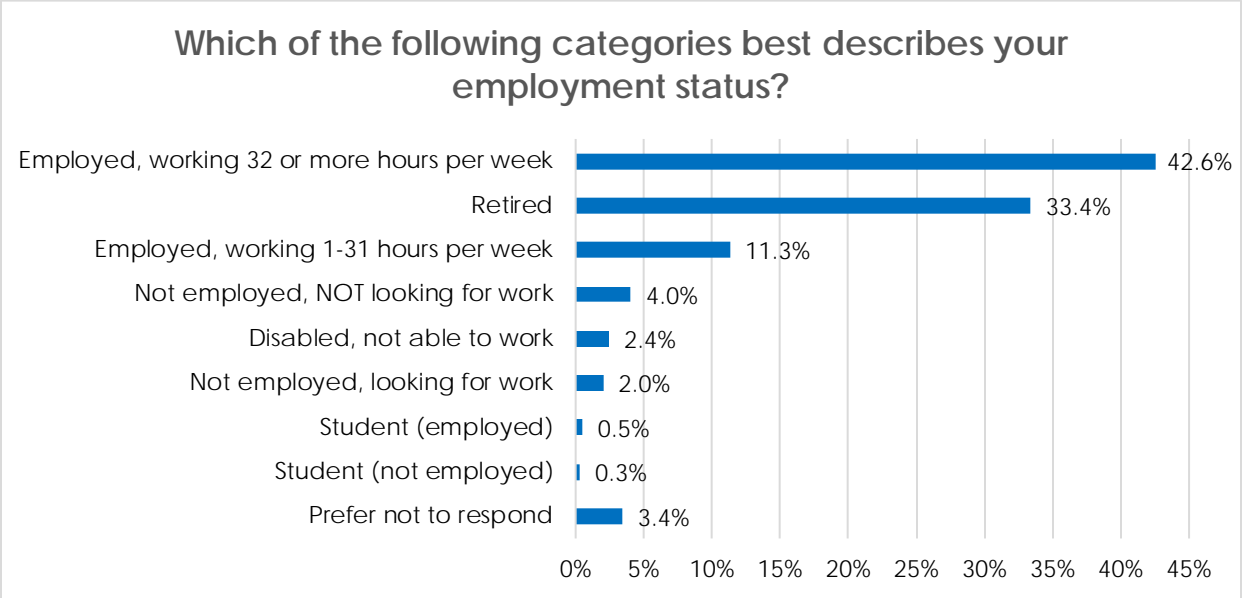


Figure 9: Which of the following categories best describes your employment status? *A total of 18 people skipped this question.

Time Spent

Type of time (n=970). Of all respondents, 91% of CTSA respondents reside in Placer County full time while 2.8% reside in the county part time. In addition,

30.7% work in Placer County while 1.4% go to school in the county. Furthermore, about 53.0% of respondents noted that they shop in Placer County and 47.2% participate in county-wide recreational activities.

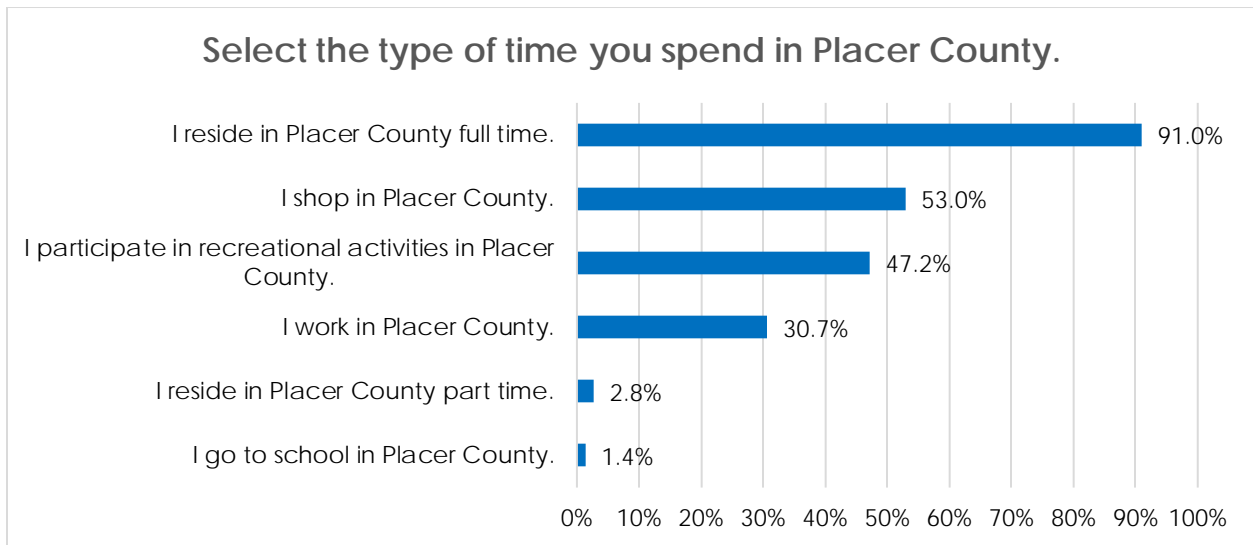


Figure 10: Select the type of time you spend in Placer County. *Please note that the question asked for respondents to select all that apply. A total of 36 people skipped this question.

Location of time spent (n=970). The majority of CTSA respondents spent most of their time in Roseville (31.3%) and Auburn (21.1%), followed by unincorporated Placer County (13.2%), Rocklin (12.1%), and Lincoln (11.1%). Fewer respondents spent their time in Kings Beach/Tahoe (4.1%), Colfax (4.0%), and Loomis (3.0%).

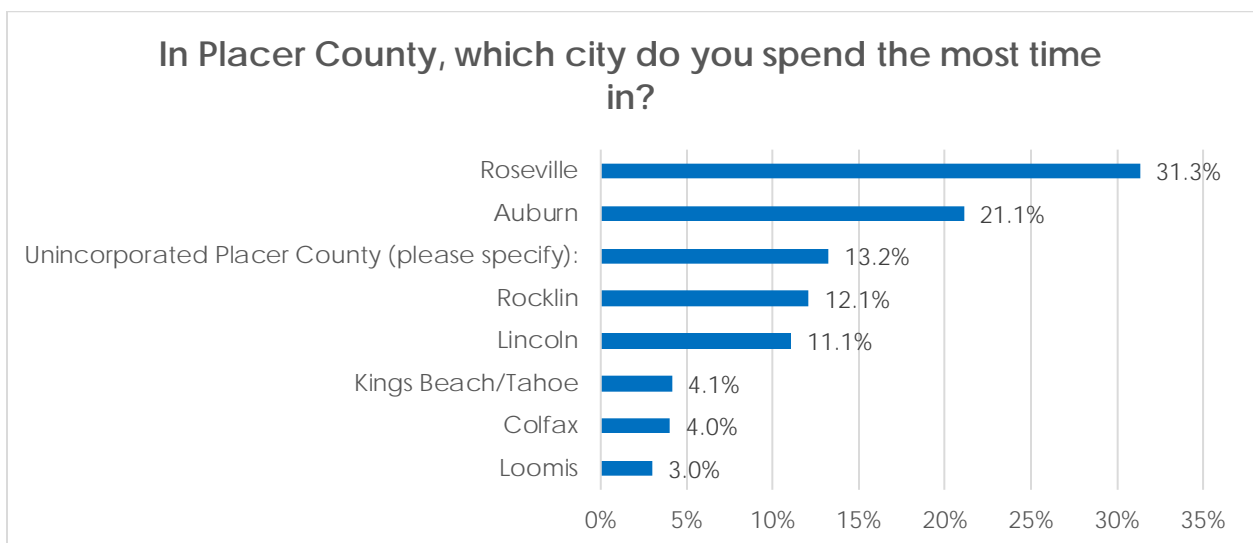


Figure 11: In Placer County, which city do you spend the most time in? *A total of 36 people skipped this question.

Healthy city (n=959). The survey illustrated that 62.1% of respondents rated their city as a healthy or very healthy place to live, while about one-third of participants

rated their city as a somewhat healthy place to live (31.0%). Approximately 7.0% of respondents rated their city as an unhealthy or very unhealthy place to live.

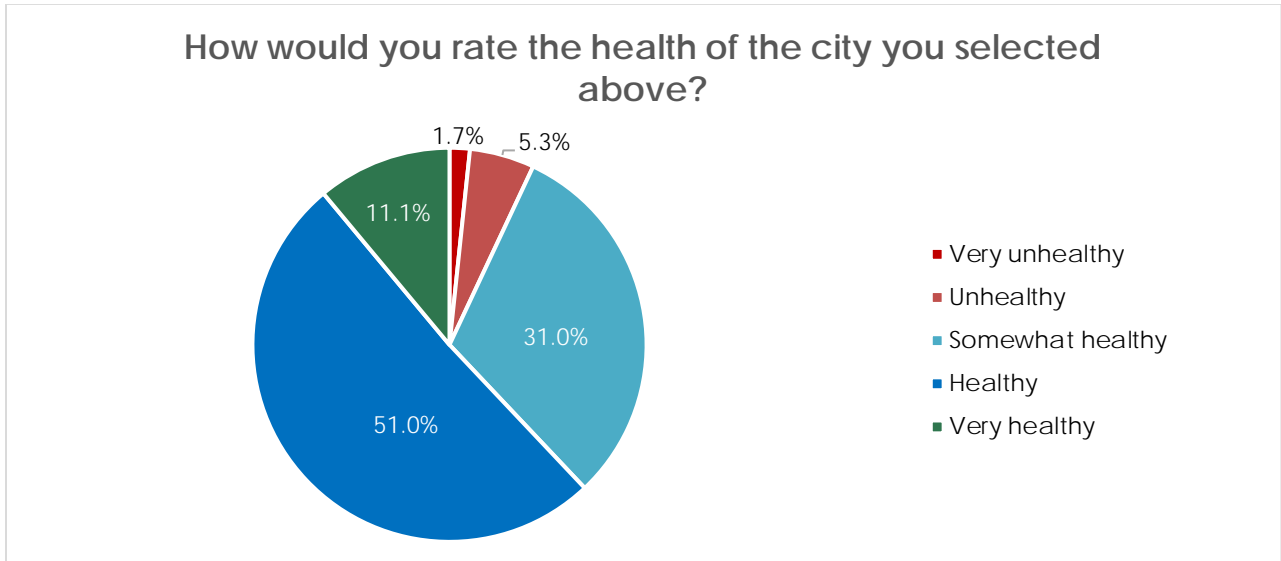


Figure 12: How would you rate the health of the city you selected above? *A total of 48 people skipped this question.

Personal Health

Physical health status (n=966). Over 70% of respondents labeled their physical health status as “healthy” or “very healthy.” A total of 23.9% of respondents disclosed their physical health status as “somewhat healthy,” while 5.7% stated their health status was either “unhealthy” or “very unhealthy.”

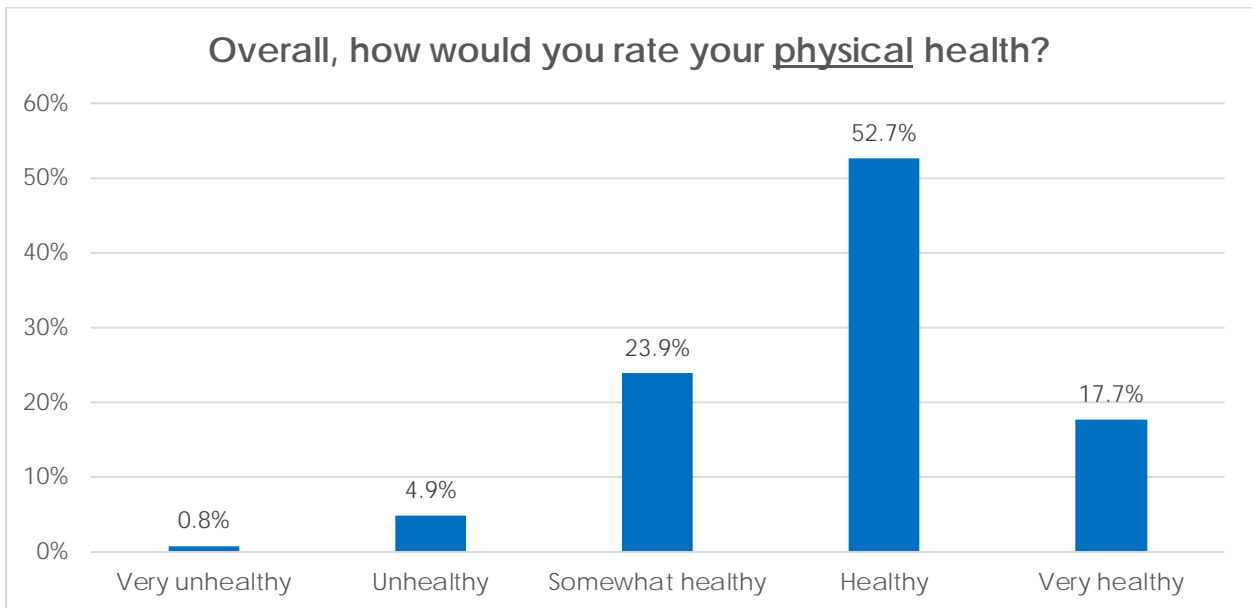


Figure 13: How would you rate your physical health? *A total of 41 people skipped this question.

Mental health status (n=962). Over 75% of respondents labeled their mental health status as “healthy” or “very healthy.” A total of 20.1% of respondents identified their mental health status as “somewhat healthy,” while 4.8% stated their health status was either “unhealthy” or “very unhealthy.”

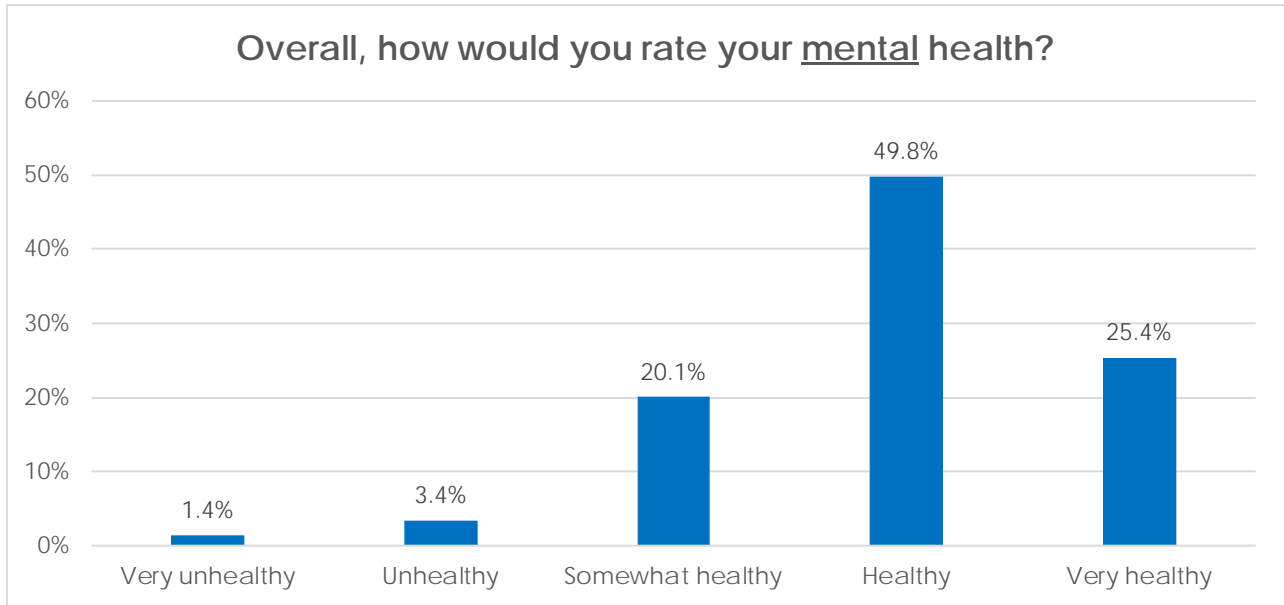


Figure 14: How would you rate your mental health? *A total of 45 people skipped this question.

Public Health Concerns

Respondents of the CTSA answered the following questions about various public health concerns in Placer County:

- Rank what you believe are the top 5 biggest health problems in Placer County.
- Rank what you believe are the 5 “riskiest” behaviors that most negatively affect health in Placer County.
- Rank what you think are the 5 biggest social/economic problems that affect health in Placer County.
- Rank what you think are the 5 biggest environmental issues in Placer County.
- Based on previous experience, rank the top 5 biggest obstacles that made it hard for you to access health care services in Placer County.

Perceived Health Issues (n=845). Alcohol/drug abuse, homelessness, and un/mistreated mental health issues were identified as some of the top perceived health problems in Placer county among CTSA respondents.

Category: Top Perceived Health Issues		Rank				
		#1	#2	#3	#4	#5
Alcohol/Drug Abuse	Percentage	32%	22%	12%	11%	6%
	Count	234	161	87	84	42
Homelessness	Percentage	22%	16%	9%	8%	8%
	Count	163	118	67	62	64
Un/Mistreated Mental Health Issues	Percentage	14%	15%	15%	10%	7%
	Count	108	111	116	75	54

Figure 15: Rank of top perceived health problems in Placer County. *A total of 162 skipped this question.

Perceived Health Behaviors (n=777). CTSA respondents identified alcohol/drug abuse, distracted driving, and not accessing care for mental health issues as some of the top perceived riskiest health behaviors in Placer County.

Category: Top Perceived Health Behaviors		Rank				
		#1	#2	#3	#4	#5
Alcohol/Drug Abuse	Percentage	43%	19%	14%	11%	6%
	Count	308	136	101	79	46
Distracted Driving (e.g., cell phone use)	Percentage	22%	26%	16%	13%	10%
	Count	143	165	102	82	67
Not Getting Care for Mental Health Issues	Percentage	14%	20%	20%	15%	14%
	Count	94	134	137	100	98

Figure 16: Rank of top perceived riskiest health behaviors in Placer County. *A total of 230 skipped this question.

Perceived Social and Economic Problems (n=769). Homelessness, crime, and the spread of online misinformation and disinformation were identified as some of the top largest social/economic problems that affect health in Placer County among CTSA respondents.

Category		Rank				
		#1	#2	#3	#4	#5
Homelessness	Percentage	31%	28%	13%	9%	9%
	Count	209	189	91	61	60
Spread of Mis/Disinformation Online	Percentage	25%	21%	10%	10%	10%
	Count	152	127	59	63	59
Crime (e.g., property, theft, violent)	Percentage	21%	26%	14%	15%	10%
	Count	125	154	82	88	59

Figure 17: Rank of top perceived social and economic problems in Placer County. *A total of 230 people skipped this question.

Perceived Environmental Concerns (n=734). CTSA respondents identified climate trends, air pollution, and rapid population growth as some of the top perceived environmental concerns in Placer County.

Category		Rank				
		#1	#2	#3	#4	#5
Climate Trends (e.g., drought, fire)	Percentage	46%	15%	14%	15%	7%
	Count	298	96	93	94	43
Air Pollution (e.g., smoke, smog)	Percentage	21%	26%	14%	15%	10%
	Count	124	154	82	88	59
Rapid Population Growth	Percentage	13%	15%	15%	10%	10%
	Count	82	93	91	61	63

Figure 18: Rank of top perceived environmental concerns in Placer County. *A total of 273 people skipped this question.

Perceived Healthcare Barriers (n=713). The inability to afford medication, lack of access to doctors and specialty providers, and high co-pays and deductibles were identified as some of the top perceived healthcare barriers among CTSA respondents.

Category: Top Perceived Healthcare Barriers		Rank				
		#1	#2	#3	#4	#5
Can't Afford Medication	Percentage	14%	22%	11%	9%	11%
	Count	49	78	40	34	38
Not Enough Doctors or Specialized Doctors	Percentage	12%	11%	11%	7%	4%
	Count	55	51	50	32	19
High Co-Pays and Deductibles	Percentage	10%	12%	8%	8%	5%
	Count	44	49	33	35	20

Figure 19: Rank of top perceived healthcare barriers in Placer County. *A total of 294 people skipped this question.

Overall Community Health

Healthy, Thriving Community (n=696). Respondents were asked to select the most important factors of a healthy, thriving community. CTSA respondents identified affordable housing, access to healthcare, and low crime and safe neighborhoods as some of the top important factors in Placer County.

Category: Top Factors Important for a Healthy, Thriving Community		Rank				
		#1	#2	#3	#4	#5
Affordable Housing	Percentage	29%	13%	12%	11%	8%
	Count	157	70	64	59	46
Access to Healthcare	Percentage	18%	20%	14%	11%	10%
	Count	93	102	74	54	50

Low Crimes/Safe Neighborhoods	Percentage	17%	17%	12%	10%	7%
	Count	92	94	65	57	40

Figure 20: Rank of most important factors of a health, thriving community. *A total of 311 people skipped this question.

Community Environment for Children (n=954). Approximately 74.1% of respondents either agreed or strongly agreed that Placer County is a good place to raise children (with consideration to school quality, day care, recreation, etc.). Conversely, about 6.9% of respondents either disagreed or strongly disagreed with the statement.

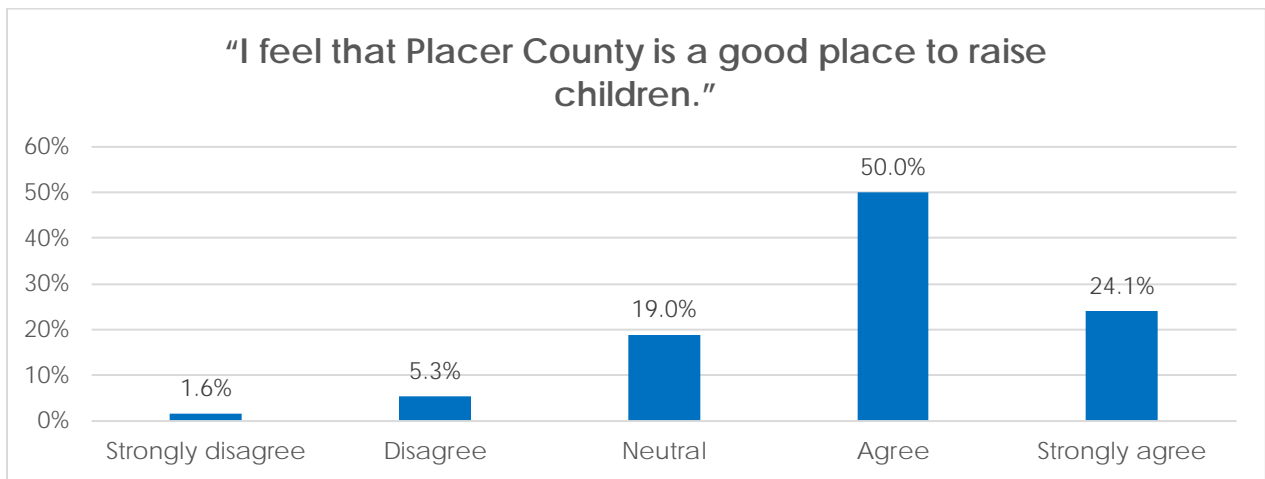


Figure 21: "I feel that Placer County is a good place to raise children." *A total of 53 people skipped this question.

Community Environment for Aging (n=958). A total of 59.4% of respondents either agreed or strongly agreed with the statement that Placer County is a good place to age (with consideration to elder-friendly housing, transportation to medical services and shopping, elder day care, social support, etc.). On the other hand, about 14.0% of respondents disagreed or strongly disagreed with the statement.

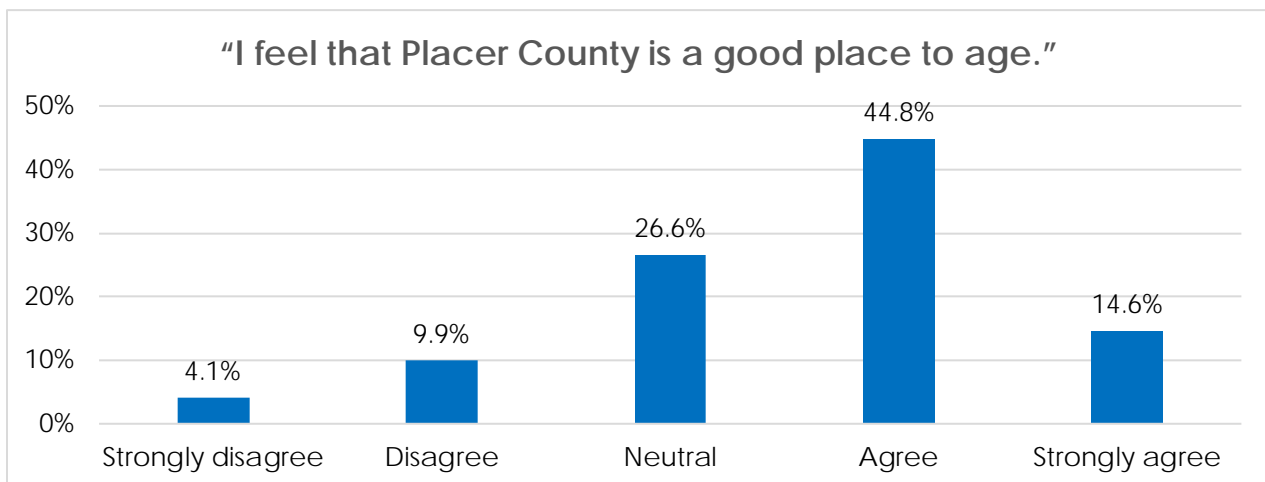


Figure 22: "I feel that Placer County is a good place to age." *A total of 49 people skipped this question.

Healthy County (n=960). According to 52.4% of survey respondents, Placer County is a healthy or very healthy place to live. A total of 39.7% of respondents rated the county as a somewhat healthy place to live, followed by 6.7% of respondents who believed the county is an unhealthy place to live. Just over 1% of respondents rated Placer County as a very unhealthy place to live.

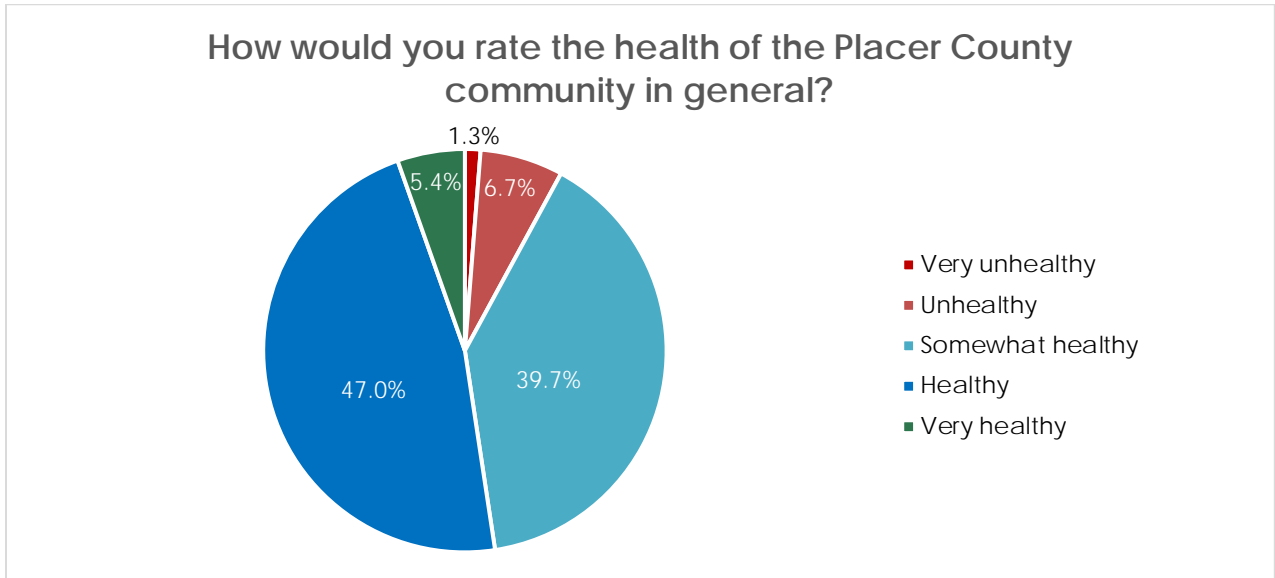


Figure 23: How would you rate the health of the Placer County community in general? *A total of 47 people skipped this question.

Conclusion

Data from the CTSA survey indicates the health factors and health outcomes that respondents believe are fundamental for a healthy community. As a result, this objective summary report and the reports from the three accompanying MAPP assessments will be used to inform strategic plans in Placer County. Community input is an essential component of any integrated planning initiative. It is recommended that community members continue to be identified as active partners and important collaborators as strategic plans are created and implemented throughout the county.

Appendix A: Placer County CTSA Flyers

Placer County Community Themes and Strength Assessment
(2022)



The Community Themes and Strength assessment is a community-driven health improvement initiative through the Placer County Health and Human Services - Public Health Division. The assessment seeks to answer two key questions about Placer County:

- 1) What health issues are important to our community?
- 2) How is quality of life perceived in our community?

By collecting community thoughts, opinions, and concerns, this information will show us the perception of health issues as seen through the eyes of people who live, work, learn, shop, and play in Placer County.

We ask that you take a few minutes to answer the following survey questions. This survey is anonymous, and the information gathered will be used to guide community health improvement plans and programs.

https://www.surveymonkey.com/r/CSTA2022_english



Encuesta de Evaluación Sobre Fortalezas y Temáticas Comunitarias del Condado de Placer (2022)

La evaluación de Temas y fortalezas de la comunidad es una iniciativa de mejora de la salud dirigida por la comunidad a través de la División de Salud Pública de los Servicios Humanos y de Salud del Condado de Placer. Con esta evaluación, se pretende responder dos preguntas principales sobre el Condado de Placer:

- 1) ¿Qué problemas de salud son importantes para nuestra comunidad?
- 2) ¿Cómo se percibe la calidad de vida en nuestra comunidad?

Al recolectar los pensamientos, las opiniones y las inquietudes de la comunidad, esta información nos mostrará cómo perciben los problemas de salud las personas que viven, trabajan, estudian, compran y juegan en el Condado de Placer.

Le pedimos que se tome unos minutos para responder las siguientes preguntas de la encuesta. Esta encuesta es anónima y la información recolectada se utilizará para orientar planes y programas comunitarios de mejora de la salud.

https://placer.surveymonkey.com/r/CSTA2022_spanish



Appendix B: Placer County CTSA Postcards

Placer County Community Themes and Strength Assessment (2022)

The Community Themes and Strength assessment is a community-driven health improvement initiative through the Placer County Health and Human Services - Public Health Division. The assessment seeks to answer two key questions about Placer County:

- What health issues are important to our community?
- How is quality of life perceived in our community?

By collecting community thoughts, opinions, and concerns, this information will show us the perception of health issues as seen through the eyes of people who live, work, learn, shop, and play in Placer County.

We ask that you take a few minutes to answer the following survey questions. This survey is anonymous, and the information gathered will be used to guide community health improvement plans and programs.

https://www.surveymonkey.com/r/CSTA2022_english



Encuesta de Evaluación Sobre Fortalezas y Temáticas Comunitarias del Condado de Placer (2022)

La evaluación de Temas y fortalezas de la comunidad es una iniciativa de mejora de la salud dirigida por la comunidad a través de la División de Salud Pública de los Servicios Humanos y de Salud del Condado de Placer. Con esta evaluación, se pretende responder dos preguntas principales sobre el Condado de Placer:

- ¿Qué problemas de salud son importantes para nuestra comunidad?
- ¿Cómo se percibe la calidad de vida en nuestra comunidad?

Al recolectar los pensamientos, las opiniones y las inquietudes de la comunidad, esta información nos mostrará cómo perciben los problemas de salud las personas que viven, trabajan, estudian, compran y juegan en el Condado de Placer.

Le pedimos que se tome unos minutos para responder las siguientes preguntas de la encuesta. Esta encuesta es anónima y la información recolectada se utilizará para orientar planes y programas comunitarios de mejora de la salud.

https://placer.surveymonkey.com/r/CSTA2022_spanish



Appendix C: Placer County CTSA Press Release

Placer County Public Health seeks feedback about community health to inform future programming

Published Oct. 3, 2022

What health issues are important to our community? How is quality of life seen in our community? People who live or spend time in Placer County are invited to participate in a survey and share thoughts, opinions and concerns around these key questions to help inform the future of Public Health programming.

The Community Themes and Strength Assessment is a community-driven effort through the Public Health division of Placer County Health and Human Services. Feedback from the previous survey conducted five years ago helped the county receive grant funding and led to the implementation of cutting-edge programs, including the [Safe Routes to School](#) program and the [Healthy Brain Initiative](#), focused on Alzheimer's disease.

"Your Placer County Public Health division is excited to invite you, our community, to partner more closely with us as we collectively emerge from the COVID-19 pandemic," said Meghan Marshall, the county's Public Health director. "Your voice is what will shape our future priorities and services."

While Placer County has consistently been [ranked](#) highly for health and quality of life metrics relative to other California counties, the Community Themes and Strength Assessment intends to explore the perception of health issues as seen through the eyes of people who live, work, learn, shop and play here.

Please take a few minutes to answer the survey questions by scanning the QR code or visiting the website below. Printed copies are available at your local [Placer County library](#). The survey is anonymous, and the information gathered will be used to guide local improvement plans, funding streams, and programs. The deadline to complete the survey is Friday, Oct. 28, 2022.

A report of the survey results will be posted to the [Be Well Placer dashboard](#), which also hosts other local health data.

- Survey in English: https://www.surveymonkey.com/r/CSTA2022_english
- Encuesta en Español: https://placer.surveymonkey.com/r/CSTA2022_spanish



(English)



(Español)

Appendix D: Placer County English Survey



2022 Placer County Community Themes and Strengths Assessment Survey

The Placer County Health and Human Services Department - Public Health Division is working towards gaining a deeper understanding of the issues important to those who live, work, learn, shop, or play in Placer County. Your input is important and will be used to develop plans and programs to improve the quality of life in Placer County. All information provided is anonymous and will be kept confidential.

Please complete the survey if you meet **both** of the following requirements:

- 1) You are 18 years old and above; **and**,
- 2) You live, work, learn, shop, or play in Placer County.

Please only complete the survey one time.



2022 Placer County Community Themes and Strengths Assessment Survey

Please provide the following information. It will be used for demographic purposes only. Keep in mind you will NOT be identified in any way with your answers.

1. What is your age group?

- | | |
|---------------------------------------|---|
| <input type="radio"/> 18-24 years old | <input type="radio"/> 55-64 years old |
| <input type="radio"/> 25-34 years old | <input type="radio"/> 65-80 years old |
| <input type="radio"/> 35-44 years old | <input type="radio"/> Over 80 years old |
| <input type="radio"/> 45-54 years old | <input type="radio"/> Prefer not to respond |

2. What language(s) do you speak at home? Select all that apply.

- English Tagalog
- Spanish
- Russian
- Other (please specify)
-
- Prefer not to respond

3. Do you identify as Latino or Hispanic?

- No
- Yes
- Prefer not to respond

4. Which category best describes your race? Select all that apply.

- American Indian or Alaska Native Native Hawaiian or Pacific Islander
- Asian White
- Black or African American
- Hispanic or Latino
- Race Not Listed (please specify):
-
- Prefer not to respond

5. Which of the following describes how you currently think of your gender identity? Select all that apply.

- Female I am not sure of my gender identity.
- Gender nonbinary, not exclusively male or female I do not know what this question is asking.
- Male Prefer not to respond
- Transgender

6. Which of the following categories best describes your employment status?

- Employed, working 1-31 hours per week Student (not employed)
- Employed, working 32 or more hours per week Retired
- Not employed, looking for work Disabled, not able to work
- Not employed, NOT looking for work Prefer not to respond
- Student (employed)

7. What is your annual household income?

- Less than \$20,000
- \$20,000 - \$39,999
- \$40,000 - \$59,999
- \$60,000 - \$79,999
- \$80,000 - \$99,999
- \$100,000 or more
- I am not sure of my household income
- Prefer not to respond

8. How many people live in your household full time?

- 1
- 2
- 3
- 4
- 5
- 6+
- Prefer not to respond

9. What is the highest level of school you have completed or the highest degree you have received?

- Less than high school degree
- High school degree or equivalent (e.g., GED)
- Trade school (e.g., vocational school or technical school)
- Some college but no degree
- Associate degree
- Bachelor's degree
- Graduate degree
- Prefer not to respond

10. What is the 5 digit zip code for your primary residence (even if it's located outside of Placer County)?



2022 Placer County Community Themes and Strengths Assessment Survey

11. Select the type of time you spend in Placer County (select all that apply).

- I reside in Placer County part time.
- I reside in Placer County full time.
- I work in Placer County.
- I go to school in Placer County.
- I shop in Placer County.
- I participate in recreational activities in Placer County.

12. In Placer County, which city do you spend the most time in? Choose one.

- Auburn
- Colfax
- Kings Beach/Tahoe
- Lincoln
- Unincorporated Placer County (please specify):
- Loomis
- Rocklin
- Roseville

13. How would you rate the health of the city you selected above? Choose one.

- Very unhealthy
- Unhealthy
- Somewhat healthy
- Healthy
- Very healthy

14. How would you rate the health of the Placer County community in general? Choose one.

- Very unhealthy
- Unhealthy
- Somewhat healthy
- Healthy
- Very healthy

15. Overall, how would you rate your physical health? Choose one.

- Very unhealthy
- Unhealthy
- Somewhat healthy
- Healthy
- Very healthy

16. Overall, how would you rate your mental health? Choose one.

- Very unhealthy
- Unhealthy
- Somewhat healthy
- Healthy
- Very healthy



2022 Placer County Community Themes and Strengths Assessment Survey

For Questions #17-18, select your level of agreement with the following statements. Choose one answer per question.

17. **"I feel that Placer County is a good place to raise children."** (Consider school quality, day care, after school programs, recreation, etc.)

- Strongly disagree Disagree Neutral Agree Strongly agree

18. **"I feel that Placer County is a good place to age."** (Consider age-friendly housing, transportation to medical services, shopping, elder day care, social support for the elderly living alone, Meals on Wheels, etc.)

- Strongly disagree Disagree Neutral Agree Strongly agree



2022 Placer County Community Themes and Strengths Assessment Survey

The following question asks you to rank the top 5 health issues in the County. We recommend selecting your top 5 answers from the various options, and then ranking them #1-5. Select the decided rank in the box to the left of the answer choice.

19. Rank what you believe are the top 5 biggest health problems in Placer County, with #1 being the biggest health problem. After your top 5 choices are selected, you can move on to the next question.

- Alcohol/drug abuse
- Cancers
- Child abuse or neglect
- Cognitive disorders (e.g., Alzheimer's disease, dementia)
- COVID-19
- Dental problems
- Diabetes
- Firearm injuries
- Health problems associated with aging (e.g., hearing loss, vision loss, osteoarthritis)
- Heart disease and stroke
- Homelessness
- Infectious disease (e.g., hepatitis, tuberculosis)
- Motor vehicle injuries (including pedestrian and bicycle accidents)
- Obesity
- Poor birth outcomes (e.g., low birthweight, preterm birth)
- Respiratory/lung disease (e.g., asthma)
- Sexually Transmitted Diseases (STDs)
- Suicide attempts or death by suicide
- Teenage pregnancy
- Tobacco use (including vaping)
- Un/mistreated mental health issues (e.g., depression, bipolar disorder, generalized anxiety disorder)
- Violence (e.g., domestic violence, physical violence)



2022 Placer County Community Themes and Strengths Assessment Survey

The following question asks you to rank the top 5 risky behaviors in the County. We recommend selecting your top 5 answers from the various options, and then ranking them #1-5. Select the decided rank in the box to the left of the answer choice.

20. Rank what you believe are the 5 "riskiest" behaviors that most negatively affect health in Placer County, with #1 being the riskiest behavior. After your top 5 choices are selected, you can move on to the next question.

- Alcohol/drug abuse
- Distracted driving (e.g., cell phone use)
- Lack of exercise
- Life stress
- Not getting care for mental health issues
- Not getting regular checkups by the doctor
- Not getting "shots" (vaccines) to prevent diseases
- Poor eating habits
- Tobacco use (including vaping)
- Unprotected sex
- Using weapons/guns



2022 Placer County Community Themes and Strengths Assessment Survey

The following question asks you to rank the top 5 social/economic problems in the County. We recommend selecting your top 5 answers from the various options, and then ranking them #1-5. Select the decided rank in the box to the left of the answer choice.

21. Rank what you think are the 5 biggest social/economic problems that affect health in Placer County, with #1 being the biggest social/economic problem. After your top 5 choices are selected, you can move on to the next question.

- Crime (e.g., property, theft, violent)
- Homelessness
- Lack of access to healthcare services (e.g., mental health, oral health, physical health)
- Lack of health insurance (e.g., medical, vision, dental)
- Lack of reliable transportation
- Not enough First Responders (e.g., police, firefighters, paramedics)
- Not enough educational support
- Not enough healthy food
- Not enough interesting activities for youth
- Not enough local jobs
- Overcrowded housing/lack of affordable housing
- Poverty
- Racism and discrimination
- Spread of misinformation/disinformation online



2022 Placer County Community Themes and Strengths Assessment Survey

The following question asks you to rank the top 5 environmental issues in the County. We recommend selecting your top 5 answers from the various options, and then ranking them #1-5. Select the decided rank in the box to the left of the answer choice.

22. Rank what you think are the 5 biggest environmental issues in Placer County, with #1 being the biggest environmental issue. After your top 5 choices are selected, you can move on to the next question.

- Air pollution (e.g., smoke, smog)
- Cigarette/vape smoke
- Climate trends (e.g., fire, drought, hot days, unpredictable weather events)
- Flooding/drainage problems
- Home is too far from shops, work, school
- Lack of public transportation
- Lead exposure
- Littering/illegal dumping
- Not enough places nearby to buy healthy and affordable foods
- Not enough safe places to be physically active
- Not enough sidewalks or bike paths
- Pesticide use
- Poor housing conditions
- Rapid population growth
- Traffic
- Unsafe drinking water



2022 Placer County Community Themes and Strengths Assessment Survey

The following question ask you to rank the top 5 health care barriers in the County. We recommend selecting your top 5 answers from the various options, and then ranking them #1-5. Select the decided rank in the box to the left of the answer choice.

23. Based on previous experience, rank the top 5 biggest obstacles that made it hard for you to access health care services in Placer County, with #1 being the biggest obstacle. After your top 5 choices are selected, you can move on to the next question.

If you do not have difficulty accessing health care services, select "I do not have difficulty accessing health care services". If you do not access health care services in Placer County, please select, "I do not access health care services in Placer County."

- Can't afford medication
- Can't get off work to receive care
- Covered California is too hard to get/use
- Covered California is too expensive
- Doctors and staff don't speak my language
- Health insurance is difficult to understand
- High co-pays and deductibles
- Medi-Cal is too hard to get/use
- Medical facility is too far from my home
- Not enough doctors or specialized doctors
- No doctors accepting new patients
- No care available at night or weekends
- No health insurance
- No transportation
- The only place to go is the emergency room
- Wait time to see the doctor is too long
- I do not have difficulty accessing health care services in Placer County.
- I do not access health care services in Placer County.



2022 Placer County Community Themes and Strengths Assessment Survey

The following question asks you to rank the top 5 factors of a healthy community. We recommend selecting your top 5 answers from the various options, and then ranking them #1-5. Select the decided rank in the box to the left of the answer choice.

24. Rank what you think are the 5 most important factors of a healthy, thriving community, with #1 being the most important factor. After your top 5 choices are selected, you can move on to the next question.

- Access to childcare
- Access to healthcare
- Access to healthy foods
- Affordable housing
- Air quality
- Community involvement
- Community well-informed of health issues
- Elderly care
- Good schools
- Green/open spaces
- Job opportunities
- Low crime/safe neighborhoods
- Parks and recreational facilities
- Time for family
- Tolerance for diversity
- Safe place to raise kids
- Support agencies (e.g., faith-based, non-profits, community-based organizations)



2022 Placer County Community Themes and Strengths Assessment Survey

25. How did you hear about this survey?

- Community event
- Email distribution list
- Friends/family
- Newspaper
- Placer County website
- Poster/flyer
- Social media
- USPS mailer
- Other (please specify)

26. *(optional)* Please provide any comments or thoughts about health in Placer County.

Thank you for your time!

Appendix E: Placer County Spanish Survey



Encuesta de evaluación sobre fortalezas y temáticas comunitarias del condado de Placer 2022

La División de Salud Pública del Departamento de Salud y Servicios Humanos del condado de Placer está trabajando para lograr comprender mejor los problemas que son importantes para quienes viven, trabajan, estudian, compran o recrean en el condado de Placer. Su aporte es importante y se utilizará para desarrollar planes y programas que mejorarán la calidad de vida en el condado de Placer. Toda la información será anónima y confidencial.

Complete la encuesta si cumple con los siguientes **dos** requisitos:

- 1) si tiene 18 años o más y,
- 2) si vive, trabaja, estudia, compra o se recrea en el Condado de Placer.

Complete la encuesta una sola vez.



Encuesta de evaluación sobre fortalezas y temáticas comunitarias del condado de Placer 2022

Brinde la siguiente información. Solo será utilizada por motivos demográficos. Tenga en cuenta que NO será identificado con sus respuestas.

1. ¿Cuál es su grupo etario?

- | | |
|--|---|
| <input type="radio"/> Entre 18 y 24 años | <input type="radio"/> Entre 55 y 64 años |
| <input type="radio"/> Entre 25 y 34 años | <input type="radio"/> Entre 65 y 80 años |
| <input type="radio"/> Entre 35 y 44 años | <input type="radio"/> Más de 80 años |
| <input type="radio"/> Entre 45 y 54 años | <input type="radio"/> Prefiero no responder |

2. ¿Qué idioma(s) habla en su hogar? Seleccione todos los que correspondan.

- Inglés Tagalo
- Español
- Ruso
- Otro (especifique)
-
- Prefiero no responder

3. ¿Se identifica como latino o hispano?

- No
- Sí
- Prefiero no responder

4. ¿Qué categoría describe mejor su etnia? Seleccione todos los que correspondan.

- Indígena americano o nativo de Alaska Nativo de Hawái o isleño del Pacífico
- Asiático Blanco
- Negro o afroamericano
- Hispano o latino
- Etnia no mencionada:
-
- Prefiero no responder

5. ¿Cuál de las siguientes categorías describe cómo percibe actualmente su identidad de género? Seleccione todas las que correspondan.

- Femenino No estoy seguro de cuál es mi identidad de género.
- No binario, ni femenino ni masculino exclusivamente No sé a qué se refiere esta pregunta.
- Masculino Prefiero no responder
- Transgénero

6. ¿Cuál de las siguientes categorías describe mejor su situación laboral?

- Empleado. Trabajo entre 1 y 31 horas por semana Estudiante (desempleado)
- Empleado. Trabajo 32 o más horas por semana Jubilado
- Desempleado. Estoy buscando empleo Discapacitado, inhabilitado para trabajar
- Desempleado. NO estoy buscando empleo Prefiero no responder
- Estudiante (empleado)

7. ¿Cuál es el ingreso anual de su hogar?

- Menos de \$20,000
- Entre \$20,000 y \$39,999
- Entre \$40,000 y \$59,999
- Entre \$60,000 y \$79,999
- Entre \$80,000 y \$99,999
- \$100,000 o más
- No estoy seguro de cuál es el ingreso anual de mi hogar.
- Prefiero no responder

8. ¿Cuántas personas viven en su hogar a tiempo completo?

- 1
- 2
- 3
- 4
- 5
- 6 o más
- Prefiero no responder

9. ¿Cuál es el nivel escolar más alto que completó o cuál es el título más alto que recibió?

- Inferior a un título de bachillerato
- Título de bachillerato o equivalente (p. ej., Diploma general de educación, GED)
- Escuela de formación profesional (p. ej., escuela vocacional o escuela técnica)
- Asistí a la escuela, pero no tengo título
- Técnico superior universitario
- Licenciatura
- Título de grado
- Prefiero no responder

10. ¿Cuál es el código postal de su residencia principal (incluso si está fuera del condado de Placer)?



Encuesta de evaluación sobre fortalezas y temáticas comunitarias del condado de Placer 2022

11. Seleccione la cantidad de tiempo que pasa en el condado de Placer (seleccione todos los que correspondan).

- Vivo en el condado de Placer a tiempo parcial.
- Vivo en el condado de Placer a tiempo completo.
- Trabajo en el condado de Placer.
- Estudio en el condado de Placer.
- Hago mis compras en el condado de Placer.
- Participo en actividades recreativas en el condado de Placer.

12. Dentro del condado de Placer, ¿en qué ciudad pasa la mayor parte del tiempo? Elija una.

- Auburn
- Colfax
- Kings Beach/Tahoe
- Lincoln
- Otra (especifique):
- Loomis
- Rocklin
- Roseville

13. ¿Cómo calificaría el estado de la ciudad que seleccionó? Elija una.

- En muy mal estado
- En mal estado
- En bastante buen estado
- En buen estado
- En muy buen estado

14. ¿Cómo calificaría el estado de la comunidad del condado de Placer en general? Elija una.

- En muy mal estado
- En mal estado
- En bastante buen estado
- En buen estado
- En muy buen estado

15. En general, ¿cómo calificaría su salud física? Elija una.

- En muy mal estado
- En mal estado
- En bastante buen estado
- En buen estado
- En muy buen estado

16. En general, ¿cómo calificaría su salud mental? Elija una.

- En muy mal estado
- En mal estado
- En bastante buen estado
- En buen estado
- En muy buen estado



Encuesta de evaluación sobre fortalezas y temáticas comunitarias del condado de Placer 2022

En el caso de las preguntas n.º 17 y 18, seleccione qué tan de acuerdo con las siguientes declaraciones. Seleccione una respuesta por pregunta.

17. **“Considero que el condado de Placer es un buen lugar para criar niños.”**

(Considere calidad educativa, guarderías, programas extracurriculares, recreación, etc.)

- Muy en desacuerdo En desacuerdo Neutral De acuerdo Muy de acuerdo

18. **“Considero que el condado de Placer es un buen lugar para envejecer.”**

(Considere viviendas para personas mayores, transporte hacia los servicios médicos, compras, cuidado de personas mayores, ayuda social para personas mayores que viven solas, Meals on Wheels, etc.)

- Muy en desacuerdo En desacuerdo Neutral De acuerdo Muy de acuerdo



Encuesta de evaluación sobre fortalezas y temáticas comunitarias del condado de Placer 2022

Las siguiente pregunta le solicitarán que clasifique los 5 principales problemas de salud. Le recomendamos que seleccione sus 5 respuestas principales de las diferentes opciones y que luego las clasifique del n.º 1 al 5.

19. Clasifique los que considere que son los 5 principales problemas de salud en el condado de Placer. El n.º 1 será el mayor problema de salud. Después de seleccionar sus cinco opciones principales, puede pasar a la siguiente pregunta.

- Alcohólico/drogadicción
- Cáncer
- Negligencia o abuso infantil
- Trastornos cognitivos (p. ej., enfermedad de Alzheimer, demencia)
- COVID-19
- Problemas dentales
- Diabetes
- Lesiones causadas por armas de fuego
- Problemas de salud relacionados con la edad (p. ej., pérdida auditiva, pérdida visual, osteoartritis)
- Cardiopatías y embolias
- Falta de hogar
- Enfermedades infecciosas (p. ej., hepatitis, tuberculosis)
- Lesiones causadas por vehículos a motor (incluidos los accidentes de peatones y en bicicleta)
- Obesidad
- Resultados poco favorables de los nacimientos (p. ej., bajo peso al nacer, nacimiento prematuro)
- Enfermedades pulmonares/respiratorias (p. ej., asma)
- Enfermedades de transmisión sexual (ETS)
- Intentos de suicidio o muertes por suicidio
- Embarazos adolescentes
- Tabaquismo (incluido el vapeo)
- Problemas de salud mental maltratados o sin tratar (p. ej., depresión, trastorno bipolar, trastorno de ansiedad generalizada)
- Violencia (p. ej., violencia doméstica, violencia física)



Encuesta de evaluación sobre fortalezas y temáticas comunitarias del condado de Placer 2022

Las siguientes preguntas le solicitarán que clasifique los 5 principales comportamientos riesgosos. Le recomendamos que seleccione sus 5 respuestas principales de las diferentes opciones y que luego las clasifique del n.º 1 al 5.

20. Clasifique los que considere que son los 5 comportamientos más riesgosos que afectan a la salud de la peor manera en el condado de Placer. El n.º 1 será el comportamiento más riesgoso. Después de seleccionar sus cinco opciones principales, puede pasar a la siguiente pregunta.

- Alcoholismo/drogadicción
- Distracción al conducir (p. ej., uso del celular)
- Falta de ejercicio
- Estrés
- No obtener asistencia para los problemas de salud mental
- No asistir al médico por exámenes periódicos
- No recibir vacunas para prevenir enfermedades
- Malos hábitos alimenticios
- Tabaquismo (incluido el vapeo)
- Sexo sin protección
- Usar armas/pistolas



Encuesta de evaluación sobre fortalezas y temáticas comunitarias del condado de Placer 2022

Las siguientes preguntas le solicitarán que clasifique los 5 principales problemas sociales o económicos. Le recomendamos que seleccione sus 5 respuestas principales de las diferentes opciones y que luego las clasifique del n.º 1 al 5.

21. Clasifique los que considere que son los 5 problemas sociales o económicos que afectan a la salud de la peor manera en el condado de Placer. El n.º 1 será el mayor problema social o económico. Después de seleccionar sus cinco opciones principales, puede pasar a la siguiente pregunta.

- Delincuencia (p. ej., propiedades, robo, violencia)
- Falta de hogar
- Falta de acceso a servicios para el cuidado de la salud (p. ej., salud mental, salud bucodental, salud física)
- Falta de acceso a servicios para el cuidado de la salud (p. ej., salud mental, salud bucodental, salud física)
- Falta de transportes confiables
- No hay suficiente personal de primera intervención (p. ej., policías, bomberos, paramédicos)
- No hay suficiente apoyo escolar
- No hay suficientes alimentos saludables
- No hay suficientes actividades interesantes para los jóvenes
- No hay suficientes empleos locales
- Viviendas superpobladas/falta de viviendas accesibles
- Pobreza
- Racismo y discriminación
- Propagación de desinformación/desinformación en línea



Encuesta de evaluación sobre fortalezas y temáticas comunitarias del condado de Placer 2022

Placer 2022

Las siguientes preguntas le solicitarán que clasifique los 5 principales problemas ambientales. Le recomendamos que seleccione sus 5 respuestas principales de las diferentes opciones y que luego las clasifique del n.º 1 al 5.

22. Clasifique los que considere que son los 5 problemas ambientales en el condado de Placer. El n.º 1 será el mayor problema ambiental. Después de seleccionar sus cinco opciones principales, puede pasar a la siguiente pregunta.

- Contaminación del aire (p. ej., humo, esmog)
- Humo de cigarrillos/vaporizadores
- Tendencias climáticas (p. ej., incendios, sequías, días calurosos, fenómenos meteorológicos impredecibles)
- Problemas de drenajes/inundaciones
- El hogar está muy lejos de las tiendas, el trabajo o la escuela
- Falta de transporte público
- Exposición al plomo
- Arrojar basura/vertido ilegal
- No hay suficientes lugares cercanos para comprar alimentos saludables y accesibles
- No hay suficientes lugares seguros para hacer ejercicio
- No hay suficientes aceras o carriles para bicicletas
- Uso de pesticidas
- Condiciones precarias de vivienda
- Rápido crecimiento demográfico
- Tráfico
- Agua para el consumo contaminada



Encuesta de evaluación sobre fortalezas y temáticas comunitarias del condado de

Placer 2022

Las siguientes preguntas le solicitarán que clasifique los 5 principales barreras para la atención médica. Le recomendamos que seleccione sus 5 respuestas principales de las diferentes opciones y que luego las clasifique del n.º 1 al 5.

23. Según su experiencia previa, clasifique los 5 principales obstáculos que le dificultaron el acceso a los servicios para el cuidado de la salud en el condado de Placer. El n.º 1 será el mayor obstáculo. Después de seleccionar sus cinco opciones principales, puede pasar a la siguiente pregunta.

Si no tiene dificultades para acceder a los servicios para el cuidado de la salud, seleccione "No tengo dificultades para acceder a los servicios para el cuidado de la salud". *Si no accede a servicios para el cuidado de la salud en el condado de Placer, seleccione "No accedo a servicios para el cuidado de la salud en el condado de Placer."*

- No puedo costear la medicación
- No puedo dejar de trabajar para recibir asistencia
- Covered California es muy difícil de usar o de obtener
- Covered California es muy costoso
- Ni los doctores ni el personal hablan mi idioma
- El seguro de salud es difícil de comprender
- Los copagos y los deducibles son muy elevados
- Medi-Cal es muy difícil de usar o de obtener
- El centro médico está muy lejos de mi hogar
- No hay suficientes doctores o doctores especializados
- No hay doctores que acepten nuevos pacientes
- No hay atención disponible durante la noche o los fines de semana
- No hay seguro de salud
- No hay transporte
- El único lugar disponible es la sala de emergencias
- Hay demasiado tiempo de espera para ver al doctor
- No tengo dificultades para acceder a los servicios para el cuidado de la salud en el condado de Placer.
- No accedo a servicios para el cuidado de la salud en el condado de Placer.



Encuesta de evaluación sobre fortalezas y temáticas comunitarias del condado de Placer 2022

Las siguientes preguntas le solicitarán que clasifique los 5 principales factores de una comunidad en buen estado. Le recomendamos que seleccione sus 5 respuestas principales de las diferentes opciones y que luego las clasifique del n.º 1 al 5.

24. Clasifique los que considere que son los 5 factores más importantes de una comunidad exitosa y en buen estado. El n.º 1 será el factor más importante. Después de seleccionar sus cinco opciones principales, puede pasar a la siguiente pregunta.

- Acceso a guardería de niños
- Acceso a la salud
- Acceso a alimentos saludables
- Viviendas accesibles
- Calidad del aire
- Compromiso social
- Comunidad bien informada sobre los problemas de salud
- Cuidado para las personas mayores
- Buenas escuelas
- Espacios verdes o abiertos
- Oportunidades laborales
- Vecindarios seguros y con bajo índice de delincuencia
- Parques e instalaciones recreativas
- Tiempo para la familia
- Tolerancia hacia la diversidad
- Un lugar seguro para criar niños
- Organismos de apoyo (p. ej., organizaciones religiosas, sin fines de lucro, comunitarias)



Encuesta de evaluación sobre fortalezas y temáticas comunitarias del condado de Placer 2022

25. ¿Cómo se enteró de esta encuesta?

- En un evento de la comunidad
- Por medio de una lista de difusión de correo electrónico
- A través de amigos o familiares
- En un periódico
- En el sitio web del Condado de Placer
- En un póster o folleto
- En redes sociales
- En un correo de USPS
- Otra (especifique):

26. (opcional) Brinde su opinión o sus comentarios sobre el estado del condado de Placer.

Gracias por participar.